

Alphabet Flip Chart  
(Hanser, 2003)

Can be used with eye gaze and/or partner assisted scanning

a

b

c

d

e

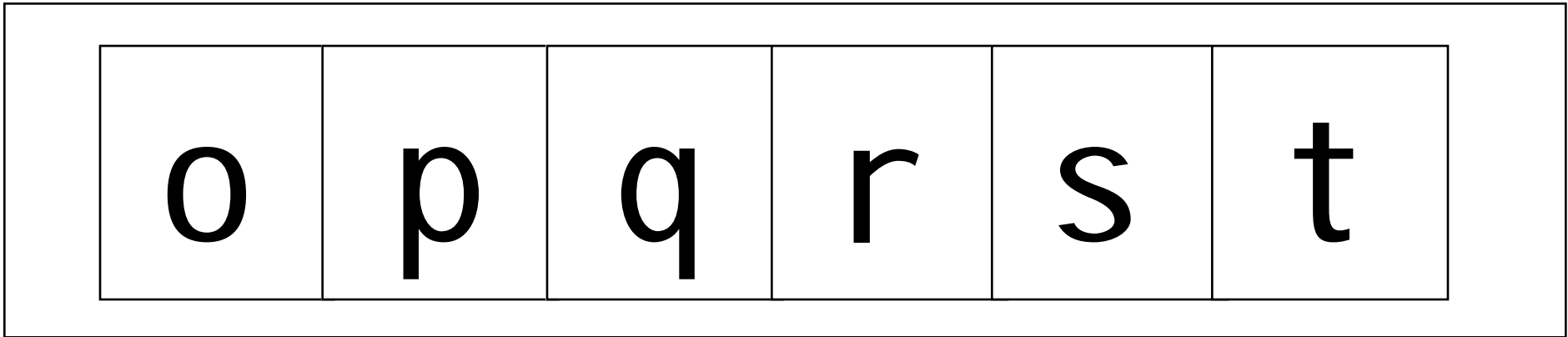
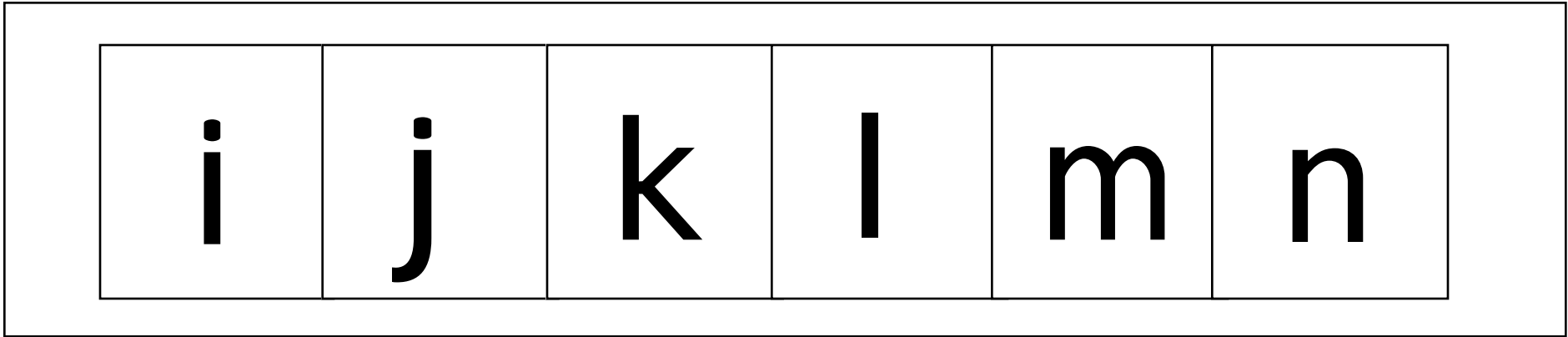
f

g

h

Alphabet Flip Chart  
(Hanser, 2003)

Can be used with eye gaze and/or partner assisted scanning









# Alphabet Flip Chart

(Hanser, 2003)

Can be used with eye gaze and/or partner assisted scanning

u	v	w	x	y	z
---	---	---	---	---	---

start new word 	not what I meant 	ask me a yes/no question 	erase letter 	end of word 	do over 
---	---	---	--	--	--

Glue finish(ed) symbol on the bottom of page where you will be writing what student spells. Then, the finish(ed) symbol is always visible and the student can indicate that they are done without having to go to the last strip of communication symbols.

Made with Boardmaker™ and the Picture Communication Symbols © 1981, 1995  
Mayer-Johnson Co. - P.O. Box 1579, Solana Beach, CA 92075 U.S.A. Phone (619) 550-0084.

